

AMNS-S

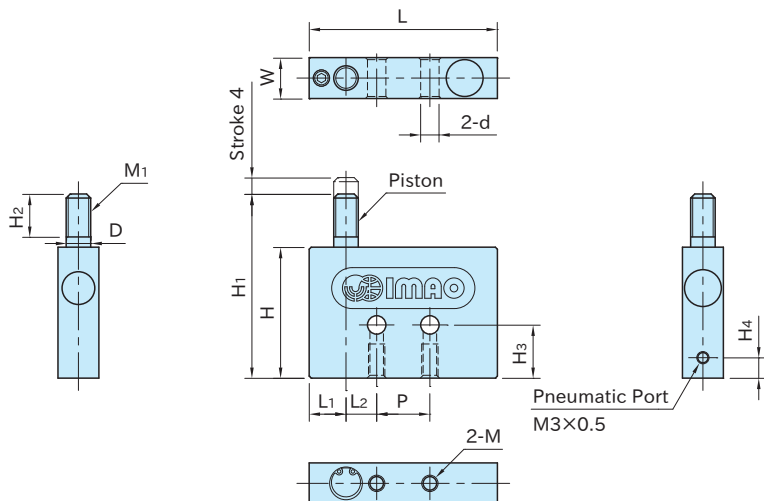
COMPACT PNEUMATIC WORK SUPPORTS



★Key Point

Provide high support capacity even with small body.

Body	Piston / Locking Shaft	Cylinder
A5052 aluminum Anodized	S45C steel Electroless nickel plated	A5056 aluminum Anodized



Part Number	H	H ₁	M ₁	H ₂	D	L	W	d	M	L ₁
AMNS06-S	25	33	M4×0.7	7	4	36	8	3.4	M3×0.5 6-deep	7
AMNS08-S	32	44	M6×1	10.5	6	46	10	4.5	M4×0.7 8-deep	9

Part Number	L ₂	P	H ₃	H ₄	Operating Air Pressure (MPa)	Support Capacity (N)	Piston Spring Force (N) (Note)	Weight (g)
AMNS06-S	6	10	10	3	0.3~0.7	15~40	0.2~0.3	22
AMNS08-S	7.5	13	13	5		30~70	0.3~0.4	49

Note: Support Capacity is the force of the inner spring to lift the piston up.

Feature

The piston can be locked/unlocked by air operation.

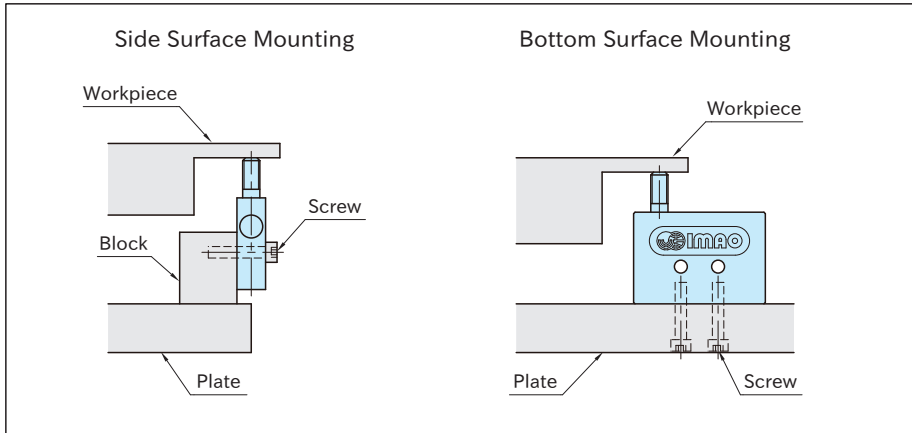
How To Use

■ Operating Instructions

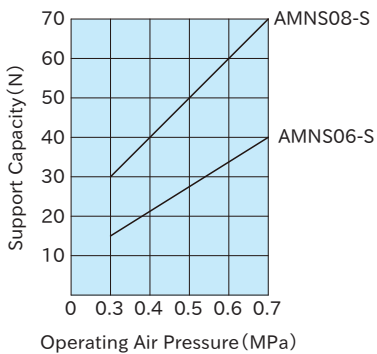
- ① Load a workpiece on the support.
- ② The piston strokes to fit the workpiece by the inner spring.
- ③ Clamp the workpiece.
- ④ Apply air to the pneumatic port.
- ⑤ The piston is locked.
- ⑥ The piston is unlocked when the air is released.

■ Installation Instructions

Side or bottom surface mounting is possible.



Performance Curve



Note

Use a nut to attach a tip on the piston as directed below.
The piston rotates 360° freely.

