

BJ150

TAPPED-NOSE STRAPS



BJ150 -08063
BJ150 -08075

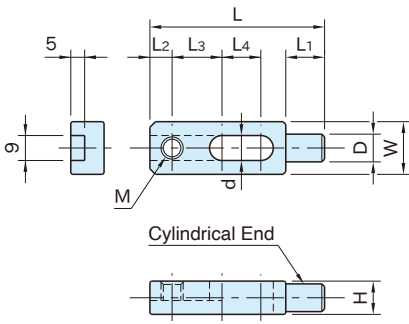


BJ150 -12150
BJ150 -16190

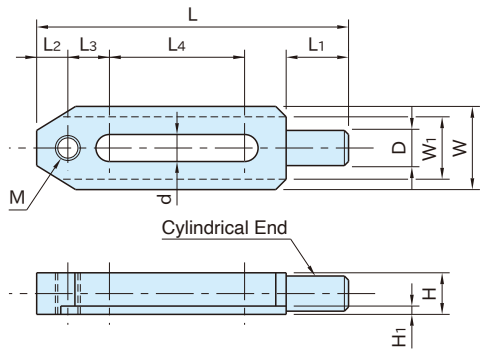


BJ150 -20250~20315

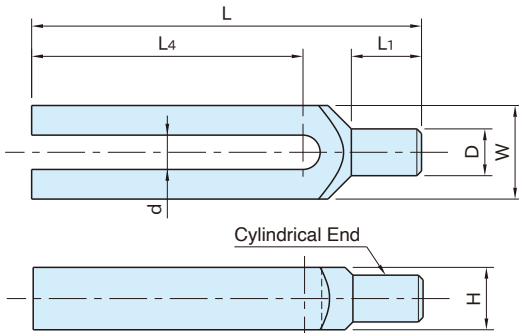
Type	Body
BJ150 -08063~16190	Steel (S45C) Quenched and tempered Black oxide finish
BJ150 -20250~20315	Steel (S45C) Coated finish



BJ150 -08063, 08075



BJ150 -12150, 16190

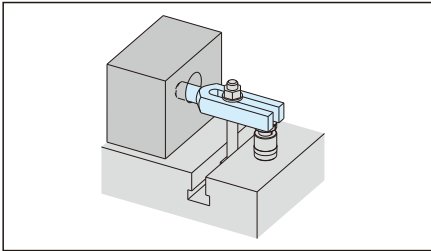


BJ150 -20250~20315

Part Number	L	W	H	d	L4	M	D	L1	L2	L3
BJ150-08063	63	19	12	9	15	M 8×1.25	10	14	8	18
BJ150-08075	75				20			20		
BJ150-12150	150	40	20	13	65	M12×1.75	18	30	15	20
BJ150-16190	190	50	28	18	80	M16×2	24	36	20	25
BJ150-20250	250	60	40	22	174	-	30	45	-	-
BJ150-20315	315				239					

Part Number	W1	H1	Clamping Force (kN) At Max. - Min. End Projection	Allowable Screw Torque (N·m)	Weight (g)
BJ150-08063	-	-	2.7~ 4.9	13	70
BJ150-08075			2.2~ 4.6		75
BJ150-12150	30	4	8.3~15.7	60	600
BJ150-16190	40	5	13.3~24.9	129	1400
BJ150-20250	-	-	15.3~30.7	183	2700
BJ150-20315			16.9~34		3400

How To Use



Notes

- The stated values denote the forces generated in clamping at the cylindrical end.
- The color of **BJ150**-20250 and 20315 can vary from the production lot.