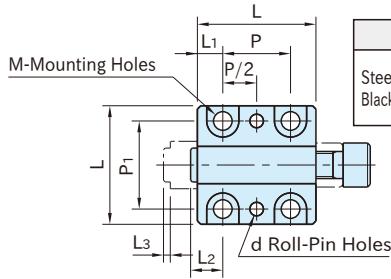
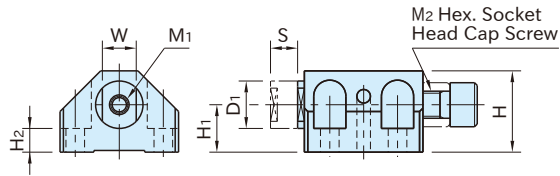


CP110

BLOCK PUSH CLAMPS



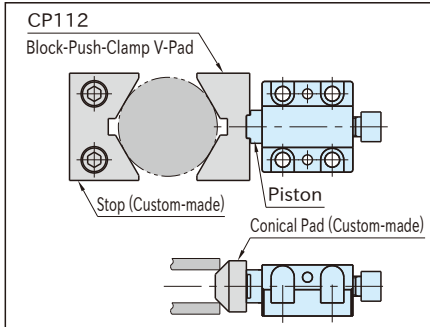
Body	Piston
Steel (S45C) Black oxide finish	Steel (S45C) Quenched and tempered Black oxide finish



Part Number	S	D ₁	M ₁	W (^{-0.1} / _{-0.3})	L ₃	L ₂	H ₁	L	M	d	H ₂	L ₁	P
CP110-08024	8	14	M 5×0.8 8 deep	10	2	9.5	14	35	M 5	4	7	7.5	20
CP110-10029	10	18	M 6×1 10 deep	12		12	16	45	M 6		10	25	
CP110-12031	12	20	M 8×1.25 12 deep	14	2.5	15	18	55	M 8	6	8	12.5	30
CP110-16037	16	25	M10×1.5 15 deep	19	3	18	20	70	M10	8		15	40

Part Number	P ₁	H	M ₂	Clamping Force (N)	Allowable Screw Torque (N·m)	Weight (g)
CP110-08024	26	24	M 8×1.25	6,200	10	160
CP110-10029	35	29	M10×1.5	11,000	22	340
CP110-12031	40	31	M12×1.75	20,000	48	540
CP110-16037	50	37	M16×2	37,000	121	1,050

How To Use



- Depending on workpiece shapes, a custom pad can mount on the Block Push Clamp.
- Designed to be used with V pads shown below. Custom pads made to your applications can also be accepted.