

CP131

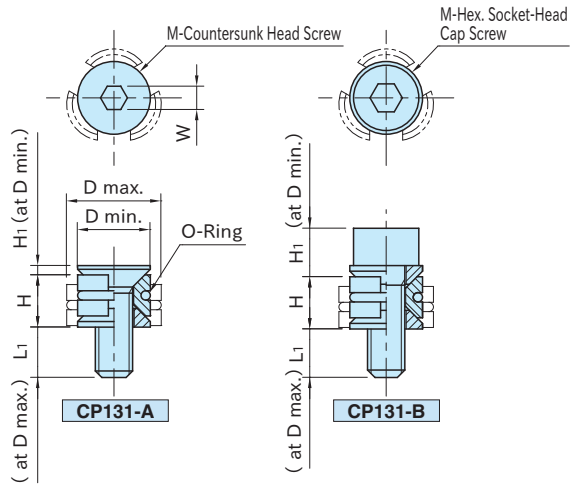
COMPACT ID HOLDING CLAMPS



CP131-A



CP131-B



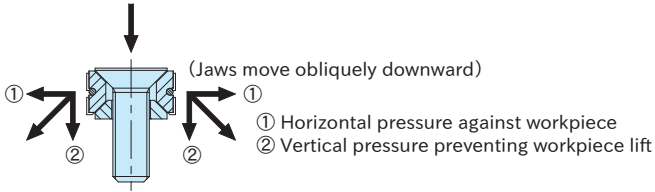
Jaw	Washer	O-Ring
SNM439 steel Black oxide finished HRC33-39	SCM435 steel Black oxide finished	Fluoro rubber

Part Number	D		H		H ₁	M	L ₁	W
	min.	max.	D min.	D max.				
CP131-04001A	8	10.3	5.5	4.6	0.9	M4×0.7 -12L	7.3	2.5
CP131-05001A	10	12.3	6.4	5.6	1.1	M5×0.8 -15L	9.1	3
CP131-06001A	12	16.3	8.6	7	1.3	M6×1 -18L	11.2	4
CP131-08001A	16	22	11.5	9.4	1.6	M8×1.25-25L	16.2	5
CP131-04001B	8	10.3	5.5	4.6	5.1	M4×0.7 -12L	7.1	3
CP131-05001B	10	12.3	6.4	5.6	6.2	M5×0.8 -15L	9	4
CP131-06001B	12	16.3	8.6	7	7.9	M6×1 -18L	10.6	5
CP131-08001B	16	22	11.5	9.4	10.4	M8×1.25-25L	15.4	6

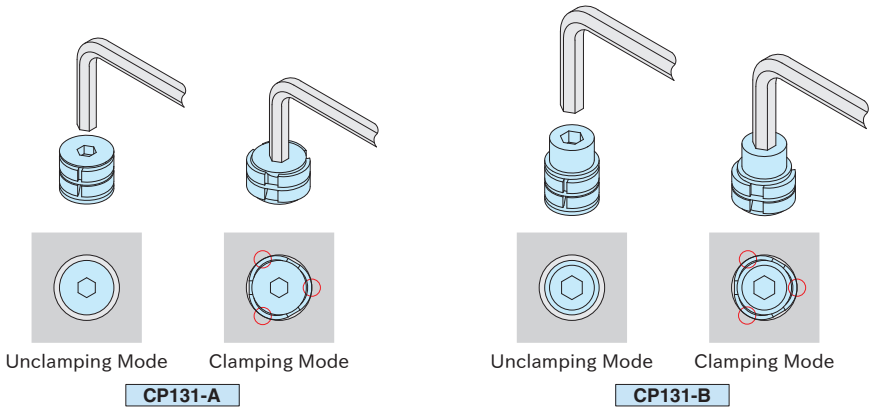
Part Number	Clamping Force (kN)	Allowable Screw Torque (N·m)	Weight (g)
CP131-04001A	0.9	2.1	3
CP131-05001A	1.5	4.3	5
CP131-06001A	2.1	7.3	9
CP131-08001A	4	18	22
CP131-04001B	1.5	2.7	4
CP131-05001B	2.5	5.4	7
CP131-06001B	5	9.1	11
CP131-08001B	9	25	28

Features

- These clamps hold the inside diameter of the workpiece.
- The wedge construction allows powerfully clamping the workpiece.
- Long clamping stroke is ideal for holding as-cast or roughly-finished holes.

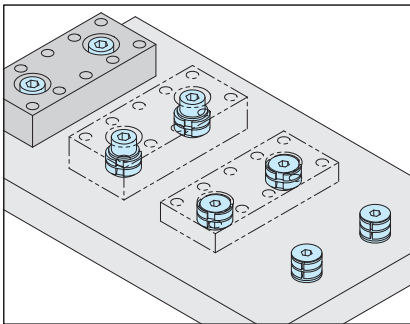


How To Use



Note: The clamp makes a line contact with the workpiece at the clamping mode.

This contact can mark the surface of the workpiece depending on its materials, and using these clamps for accurately finished holes is not recommended.



Example of application where two Compact ID Holding Clamps are used.

Note

For accurate locating, use these clamps with a locator as shown below.

