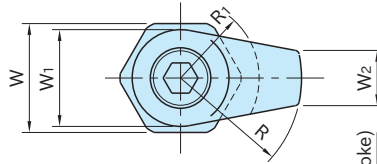
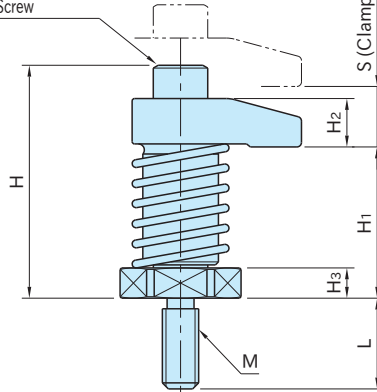


BJ131

HOOK CLAMPS



M1 Hex.Socket-Head
Cap Screw



Body
SCM435 steel
Heat treated
Black oxide finish
Precision ground

Part Number	H ₁	S	R	R ₁	M	L	H	W ₁	W ₂	H ₂	W
BJ131-08020	35	10	20	15	M 8×1.25	19	49	22	10	12	22
BJ131-08025			25								
BJ131-08030			30	15 *)							
BJ131-08120	45	10	20	15	M 8×1.25	19	59	22	10	12	22
BJ131-08125			25								
BJ131-08130			30	15 *)							
BJ131-12040	50	15	40	26	M12×1.75	30	77	32	18	16	36
BJ131-12050			50				79			16	
BJ131-12060			60				92			16	
BJ131-12140	65	15	40	26	M12×1.75	30	94	32	18	16	36
BJ131-12150			50							18	
BJ131-12160			60								
BJ131-16040	50	15	40	26	M16×2	30	86	36	22	21	36
BJ131-16050			50								
BJ131-16060			60								
BJ131-16140	65	15	40	26	M16×2	30	101	36	22	21	36
BJ131-16150			50								
BJ131-16160			60								

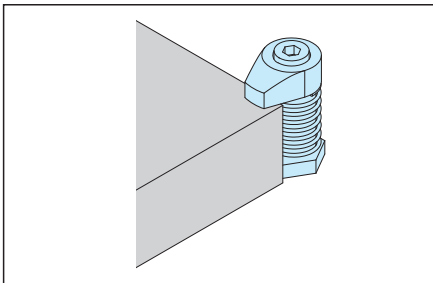
*) The center of R₁ is located in 5mm outside from the center of the body.

Part Number	H ₃	M ₁	Clamping Force(kN)	Allowable Screw Torque(N·m)	Weight (g)		
BJ131-08020	6	M 8×1.25-30L	7.9	20	125		
BJ131-08025			7.3		130		
BJ131-08030			6.7		135		
BJ131-08120			7.9		160		
BJ131-08125			7.3		165		
BJ131-08130			6.7		170		
BJ131-12040	10	M12×1.75-45L	13.5	45	450		
BJ131-12050			12.6		480		
BJ131-12060			11.7		520		
BJ131-12140	25	M12×1.75-45L	13.5	45	600		
BJ131-12150			12.6		630		
BJ131-12160			11.7		670		
BJ131-16040	10	M16×2 -55L	13.4	60	630		
BJ131-16050			12.4		680		
BJ131-16060			12		740		
BJ131-16140			13.4		780		
BJ131-16150			25		M16×2 -55L	12.4	830
BJ131-16160						12	890

Related Product

BJ600 Cylindrical Risers are available for additional height.

How To Use



Note

Please put grease on sliding surface to prevent galling when using in dry condition.