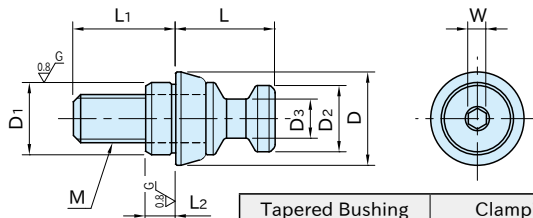


CP155-L

TAPERED CLAMPING SCREWS

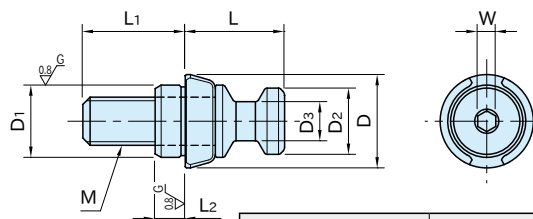


Tapered Bushing	Clamping Screw
S45C steel Black oxide finished Precision ground	SCM435 steel Quenched and tempered Black oxide finished

Part Number	M	D ₁ (g6)	L ₂	L ₁	D	L	D ₂	D ₃	W	Weight (g)	CLAMPING MODULES
CP155-06001L	M 6X1	8	5	13	11.5	10	8	4.8	2.5	6	CP150-06025, CP151-06050 CP152-06032
CP155-08061L	M 6X1	10	5	17	15.5	16.5	11	6.5	3	17	CP150-08040, CP151-08080 CP152-08050
CP155-08001L	M 8X1.25	12	5	17	24.5	25	16	9.5	5	20	CP150-12063, CP151-12125 CP152-12080
CP155-12081L	M 8X1.25	12	5	17	24.5	25	16	9.5	5	52	CP150-12063, CP151-12125 CP152-12080
CP155-12001L	M12X1.75	18	6	24	31.5	33	21	13	6	70	CP150-16080, CP151-16160 CP152-16100
CP155-16121L	M12X1.75	18	6	24	31.5	33	21	13	6	125	CP150-16080, CP151-16160 CP152-16100
CP155-16001L	M16X2	22	7.5	30	44.2	41.5	29.5	18	8	150	CP150-20100
CP155-20001L	M20X2.5	30	7.5	37	44.2	41.5	29.5	18	8	354	CP150-20100
CP155-20241L	M24X3	34	7.5	42	44.2	41.5	29.5	18	8	414	CP150-20100

CP155-D

TAPERED CLAMPING SCREWS



Tapered Bushing	Clamping Screw
S45C steel Black oxide finished Precision ground	SCM435 steel Quenched and tempered Black oxide finished

Part Number	M	D ₁ (g6)	L ₂	L ₁	D	L	D ₂	D ₃	W	Weight (g)	CLAMPING MODULES
CP155-08061D	M 6X1	10	5	17	15.5	16.5	11	6.5	3	17	CP150-08040, CP151-08080 CP152-08050
CP155-08001D	M 8X1.25	12	5	17	24.5	25	16	9.5	5	20	CP150-12063, CP151-12125 CP152-12080
CP155-12081D	M 8X1.25	12	5	17	24.5	25	16	9.5	5	51	CP150-12063, CP151-12125 CP152-12080
CP155-12001D	M12X1.75	18	6	24	31.5	33	21	13	6	70	CP150-16080, CP151-16160 CP152-16100
CP155-16121D	M12X1.75	18	6	24	31.5	33	21	13	6	123	CP150-16080, CP151-16160 CP152-16100
CP155-16001D	M16X2	22	7.5	30	44.2	41.5	29.5	18	8	150	CP150-20100
CP155-20001D	M20X2.5	30	7.5	37	44.2	41.5	29.5	18	8	354	CP150-20100
CP155-20241D	M24X3	34	7.5	42	44.2	41.5	29.5	18	8	413	CP150-20100

How To Use

Round Type

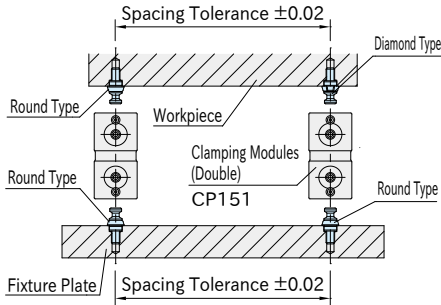
- Can be used for locating **CP151** Clamping Module (Double).
- Can be used for locating a workpiece with diamond type.

Diamond Type

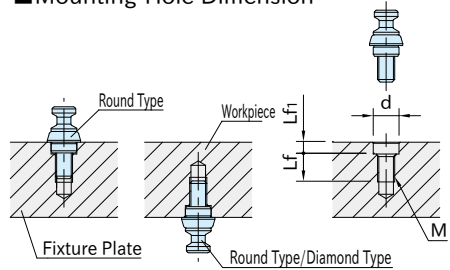
- Can be used for locating a workpiece with round type.
- Fix the tapered bushing of diamond type after deciding the direction.

Note: For **CP150**-06025, **CP151**-06050 or **CP152**-06032, use 2 pieces of Round Type.

Spacing Tolerance

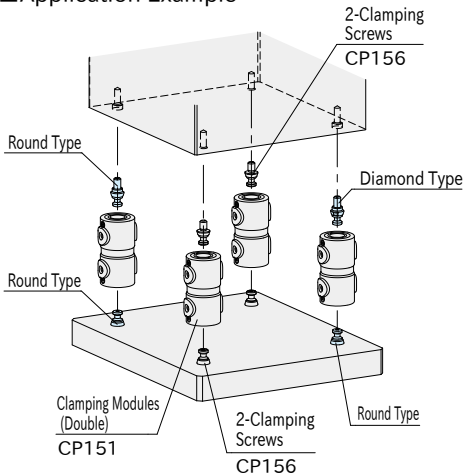


Mounting-Hole Dimension



Size	d (H7)	Lf	Lf1	M
CP155-06001	8	9	5.5	M 6×1
CP155-08061	10	13	5.5	M 6×1
CP155-08001	12			M 8×1.25
CP155-12081	12	13	5.5	M 8×1.25
CP155-12001	18	19	6.5	M12×1.75
CP155-16121	18	19	6.5	M12×1.75
CP155-16001	22	23	8	M16×2
CP155-20001	30	30	8	M20×2.5
CP155-20241	34	35		M24×3

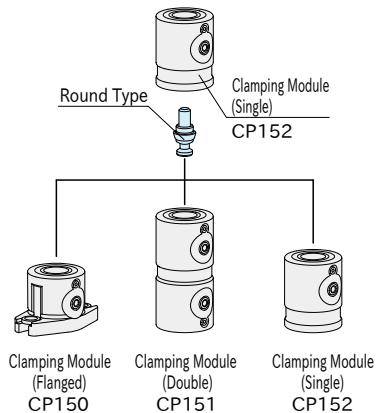
Application Example



Coupling of Clamping Module (Single)

Round type can be used as a coupling for Clamping Module (Single).

⟨Locating Repeatability is 5 μm⟩



Related Product

- **CP150** Clamping Modules (Flanged)
- **CP151** Clamping Modules (Double)
- **CP152** Clamping Modules (Single)
- **CP156** Clamping Screws