

QCPC-M

CLAMPING PINS



Stainless Steel

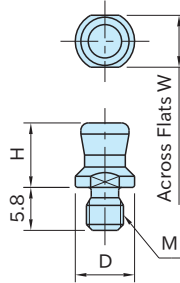
Heat resistance: 180°C



QCPC0625-M4-SUS



QCPC0834-M5-SUS



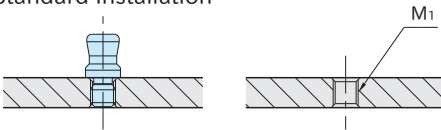
Body
SUS630 stainless steel

Part Number	D (-0.05 -0.10)	M	H	W	Weight (g)	Proper Pin Holding Clamps	Proper Snap-In Clamps
QCPC0625-M4-SUS	6	M4×0.7	7.6	5	2	QCPC0625-10 QCPC0625-10S QCPC0625-10-SUS	QCOW0616-10SUS QCOWS0616-10SUS
QCPC0834-M5-SUS	8	M5×0.8	8.7	7	3	QCPC0834-14 QCPC0834-14S QCPC0834-14-SUS	—

Note: Refer to the product pages of clamps for machining accuracy and repeatability.

How To Install

Standard Installation

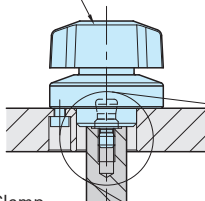


Part Number	M ₁	d
QCPC0625-M4-SUS	M4×0.7	7
QCPC0834-M5-SUS	M5×0.8	9

Space-Saving Installation

Prepare a counterbored hole with depth 0.5 ± 0.1 on the surface where Clamping Pin to be mounted directly contacts with the bottom surface of the clamp.

Pin Holding Clamp



Snap-In Clamp

